

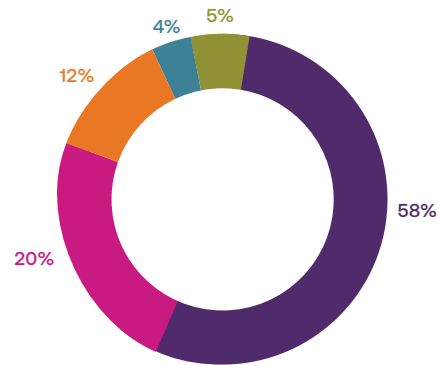
The Community We Serve.

TOTAL POPULATION

4,148,580

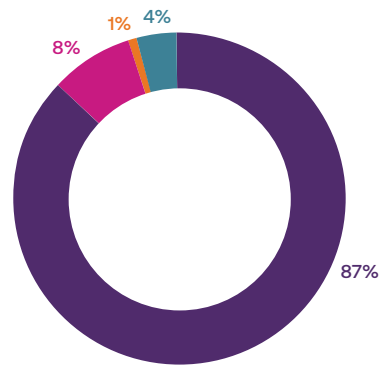


ETHNICITY/RACE



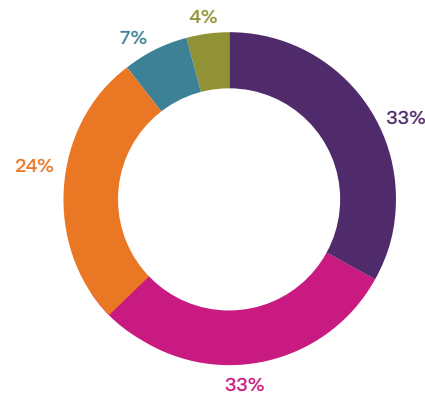
- White
- Black/African American
- Hispanic/Latino
- Asian
- All others

LANGUAGE *



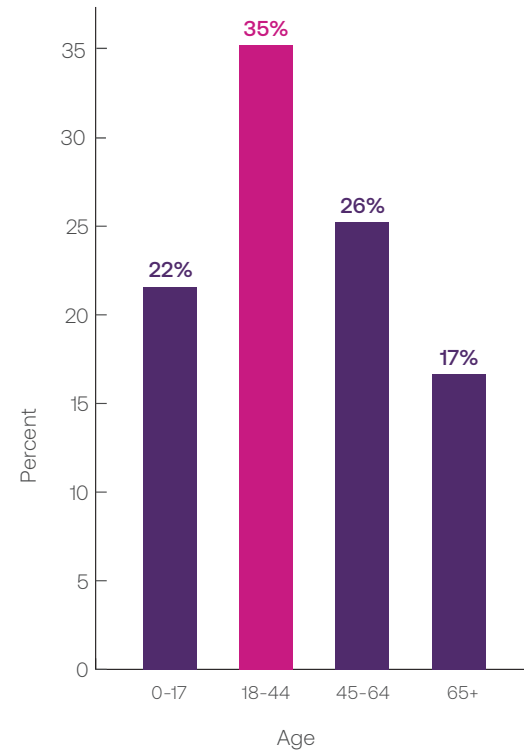
- Only English at home
- Spanish at home
- Asian-Pacific at home
- All others

EDUCATION **

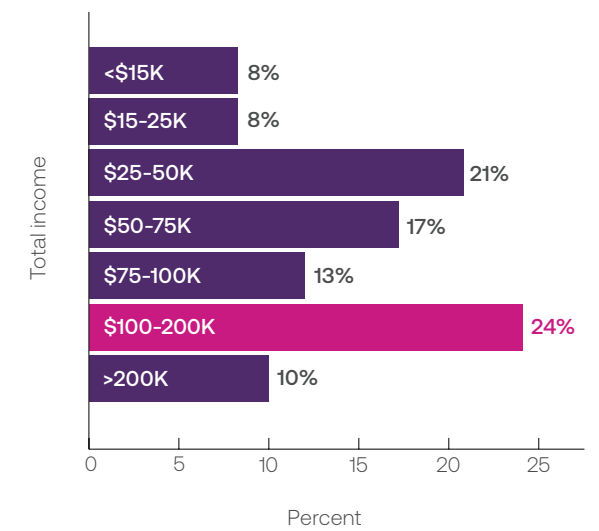


- Bachelor's or higher
- Associate's or some college
- High school
- Some high school
- Less than high school

AGE GROUPS



HOUSEHOLD INCOME



* Excludes population < 5 years old.

** Excludes population < 25 years old. Total for percentages may vary due to rounding.

As we strive to live up to Novant Health's core value of diversity, inclusion and equity, we measure various dimensions of diversity in our workforce; we do not set targets or quotas, or rely on metrics in making employment decisions.